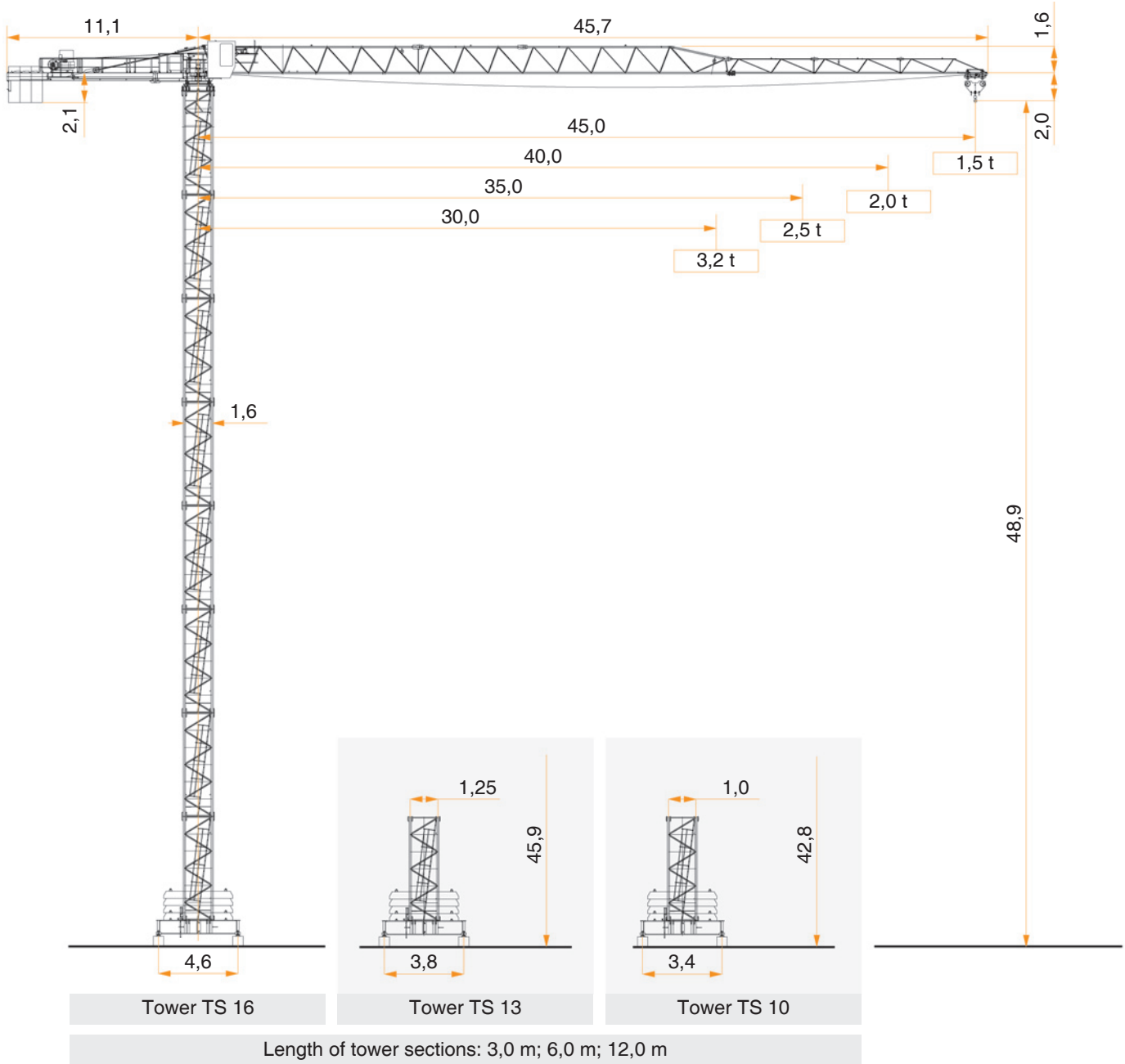




Tower crane **BCT 80**



| | | |
|-----------------------|-------------|-----|
| Rated load: | 1005 | kNm |
| Lifting capacity max: | 5,0 | t |
| Max radius: | 45,0 | m |

Technical data















- Solid construction for long lifetime
- Low transport costs through compact dimensions
- Fast and simple erection and dismanteling
- Low maintenance cost

Radius and capacity

| Jib | 5,0 t lifting capacity, with radius, m | Radius (m) and lifting capacity (t) | | | | | | | | | | | | | | | | |
|----------|--|--|------|------|------|------|------|------|------|------|------|------|------|------|------|------|------|------|
| | |  4 fall 2 fall  | | | | | | | | | | | | | | | | |
| metres > | | 18,0 | 20,0 | 22,0 | 24,0 | 25,0 | 26,0 | 28,0 | 30,0 | 32,0 | 34,0 | 35,0 | 36,0 | 38,0 | 40,0 | 42,0 | 44,0 | 45,0 |
| 45,0 m | 2,3-15,9 | 4,34 | 3,86 | 3,46 | 3,14 | 2,99 | 2,86 | 2,63 | 2,43 | 2,25 | 2,10 | 2,03 | 1,96 | 1,84 | 1,73 | 1,63 | 1,54 | 1,50 |
| 40,0 m | 2,3-17,9 | 4,96 | 4,41 | 3,96 | 3,59 | 3,43 | 3,28 | 3,02 | 2,79 | 2,59 | 2,42 | 2,34 | 2,26 | 2,12 | 2,00 | | | |
| 35,0 m | 2,3-18,9 | | 4,70 | 4,23 | 3,83 | 3,66 | 3,50 | 3,22 | 2,98 | 2,77 | 2,59 | 2,50 | | | | | | |
| 30,0 m | 2,3-20,1 | | | 4,53 | 4,11 | 3,93 | 3,76 | 3,46 | 3,20 | | | | | | | | | |

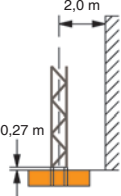
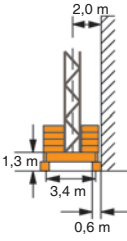
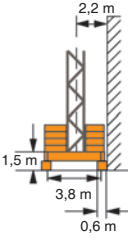
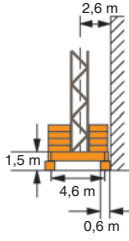
Speeds

| | | | | | |
|--|---|--|---|--------------------|--------|
| Trolley traveling speed | |  | 13,0-23,0-41,0 m/min | 2,2 FU | 2,2 kW |
| Top slewing speed | |  | n=0-0,80 min ⁻¹ | | 6,0 kW |
| Hook lifting speed: | | | | | |
| 2 fall |  | High  |  | 63,0 m/min | 1,65 t |
| | | Medium  | | 31,0 m/min | 2,50 t |
| | | Low  | | 7,0 m/min | |
| 4 fall |  | High  |  | 31,0 m/min | 3,30 t |
| | | Medium  | | 16,0 m/min | 5,0 t |
| | | Low  | | 3,5 m/min | |
| Max operational power / Frequency / Voltage | | | | 30 kVA/50 Hz/380 V | |

Counterweight

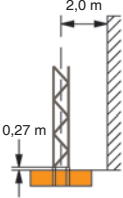
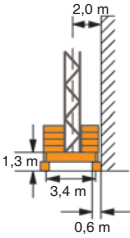
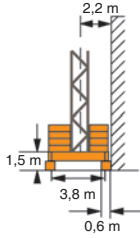
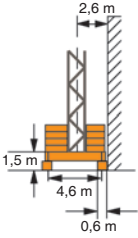
| | | | | |
|---|---------------|---------------|--------|--------|
| Radius, m | 30,0 | 35,0 | 40,0 | 45,0 |
| Counterweight, t | 7,65 | 9,00 | 9,45 | 9,45 |
| Construction of counterweight, nxt | 2x3,15+1x1,35 | 2x3,15+2x1,35 | 3x3,15 | 3x3,15 |

Hook height, m (metres)

| Section TS 10 | | | Base type | | | |
|-------------------|------|------|---|---|--|---|
| Number of section | | | FF | FK 34 | FK 38 | FK 46 |
| | | |  |  |  |  |
| 1003 | 1006 | 1012 | | | | |
| 1 | | | 2,7 | 3,7 | 3,9 | 3,9 |
| 2 | 1 | | 5,7 | 6,7 | 6,9 | 6,9 |
| 3 | | | 8,7 | 9,7 | 9,9 | 9,9 |
| 4 | 2 | 1 | 11,7 | 12,7 | 12,9 | 12,9 |
| 5 | | | 14,7 | 15,7 | 15,9 | 15,9 |
| 6 | 3 | | 17,7 | 18,7 | 18,9 | 18,9 |
| 7 | | | 20,7 | 21,7 | 21,9 | 21,9 |
| 8 | 4 | 2 | 23,7 | 24,7 | 24,9 | 24,9 |
| 9 | | | 26,7 | 27,7 | 27,9 | 27,9 |
| 10 | 5 | | 29,7 | 30,7 | 30,9 | 30,9 |
| 11 | | | 32,7 | 33,7 | 33,9 | 33,9 |
| 12 | 6 | 3 | 35,7 | 36,7 | 36,9 | 36,9 |
| 13 | 7 | | 38,7 | 39,7 | 39,9 | 39,9 |
| 14 | 7 | | 41,7 | 42,7* | 42,9* | 42,9* |

* - not allowed using 30,0 m jib


| Section TS 13 | | | Base type | | | |
|-------------------|------|------|-----------|-------|-------|-------|
| Number of section | | | FF | FK 34 | FK 38 | FK 46 |
| 1303 | 1306 | 1312 | | | | |
| 1 | | | 2,7 | 3,7 | 3,9 | 3,9 |
| 2 | 1 | | 5,7 | 6,7 | 6,9 | 6,9 |
| 3 | | | 8,7 | 9,7 | 9,9 | 9,9 |
| 4 | 2 | 1 | 11,7 | 12,7 | 12,9 | 12,9 |
| 5 | | | 14,7 | 15,7 | 15,9 | 15,9 |
| 6 | 3 | | 17,7 | 18,7 | 18,9 | 18,9 |
| 7 | | | 20,7 | 21,7 | 21,9 | 21,9 |
| 8 | 4 | 2 | 23,7 | 24,7 | 24,9 | 24,9 |
| 9 | | | 26,7 | 27,7 | 27,9 | 27,9 |
| 10 | 5 | | 29,7 | 30,7 | 30,9 | 30,9 |
| 11 | | | 32,7 | 33,7 | 33,9 | 33,9 |
| 12 | 6 | 3 | 35,7 | 36,7 | 36,9 | 36,9 |
| 13 | | | 38,7 | - | 39,9 | 39,9 |
| 14 | 7 | | 41,7 | - | 42,9 | 42,9 |
| 15 | | | - | - | 45,9 | 45,9 |










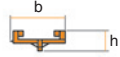










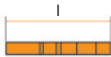







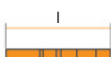















| Section TS 16 | | | Base type | | | |
|-------------------|------|------|---|---|---|---|
| Number of section | | | FF | FK 34 | FK 38 | FK 46 |
| | | |  |  |  |  |
| 1606 | 1606 | 1612 | | | | |
| 1 | | | 2,7 | 3,7 | 3,9 | 3,9 |
| 2 | 1 | | 5,7 | 6,7 | 6,9 | 6,9 |
| 3 | | | 8,7 | 9,7 | 9,9 | 9,9 |
| 4 | 2 | 1 | 11,7 | 12,7 | 12,9 | 12,9 |
| 5 | | | 14,7 | 15,7 | 15,9 | 15,9 |
| 6 | 3 | | 17,7 | 18,7 | 18,9 | 18,9 |
| 7 | | | 20,7 | 21,7 | 21,9 | 21,9 |
| 8 | 4 | 2 | 23,7 | 24,7 | 24,9 | 24,9 |
| 9 | | | 26,7 | 27,7 | 27,9 | 27,9 |
| 10 | 5 | | 29,7 | 30,7 | 30,9 | 30,9 |
| 11 | | | 32,7 | 33,7 | 33,9 | 33,9 |
| 12 | 6 | 3 | 35,7 | 36,7 | 36,9 | 36,9 |
| 13 | | | 38,7 | - | 39,9 | 39,9 |
| 14 | 7 | | 41,7 | - | 42,9 | 42,9 |
| 15 | | | 44,7 | - | 45,9 | 45,9 |
| 16 | 8 | 4 | 47,7 | - | 48,9 | 48,9 |

Central ballast, t (tons)

| Hook lifting height, m | FK 34 | | | FK 38 | | | FK 46 | | |
|------------------------|-------|-------|-------|-------|-------|-------|-------|-------|-------|
| | TS 10 | TS 13 | TS 16 | TS 10 | TS 13 | TS 16 | TS 10 | TS 13 | TS 16 |
| 6,9 | 30 | 30 | 30 | 20 | 20 | 20 | 20 | 20 | 20 |
| 12,9 | 30 | 30 | 30 | 20 | 20 | 20 | 20 | 20 | 20 |
| 18,9 | 30 | 30 | 30 | 20 | 20 | 20 | 20 | 20 | 20 |
| 24,9 | 40 | 40 | 40 | 30 | 30 | 30 | 20 | 20 | 20 |
| 30,9 | 50 | 50 | 50 | 40 | 40 | 40 | 30 | 30 | 30 |
| 36,9 | 60 | 70 | 70 | 50 | 50 | 50 | 30 | 40 | 40 |
| 42,9 | 70 | - | - | 60 | 70 | 70 | 40 | 50 | 50 |
| 45,9 | - | - | - | - | 80 | 90 | - | 60 | 70 |
| 48,9 | - | - | - | - | - | 90 | - | - | 70 |

Crane transport (overall dimensions)

| Part | | | Overall dimensions, m | | | | |
|------|-----------------------------------|----------|---|-------|------|---------|------|
| | | | l | b | h | Mass, t | |
| 1 | Tower section | TS1003 |  | 3,03 | 1,29 | 1,29 | 0,86 |
| 2 | Tower section | TS1006 |  | 6,03 | 1,29 | 1,29 | 1,59 |
| 3 | Tower section | TS1012 |  | 12,03 | 1,29 | 1,29 | 2,97 |
| 4 | Tower section | TS1303 |  | 3,03 | 1,54 | 1,54 | 0,90 |
| 5 | Tower section | TS1306 |  | 6,03 | 1,54 | 1,54 | 1,63 |
| 6 | Tower section | TS1312 |  | 12,03 | 1,54 | 1,54 | 3,05 |
| 7 | Tower section | TS1603 |  | 3,03 | 1,89 | 1,89 | 1,07 |
| 8 | Tower section | TS1606 |  | 6,03 | 1,89 | 1,89 | 1,81 |
| 9 | Tower section | TS1612 |  | 12,03 | 1,89 | 1,89 | 3,29 |
| 10 | Slewing platform with counter jib | |  | 13,24 | 2,32 | 2,14 | 7,30 |
| 11 | Counter jib | |  | 8,78 | 1,47 | 1,92 | 3,50 |
| 12 | Slewing platform | |  | 4,74 | 3,04 | 2,35 | 3,80 |
| 13 | Winch motor | 24 kW/PU |  | 1,55 | 1,45 | 1,24 | 0,87 |
| 14 | Counterweight | 1,35 t |  | 1,13 | 0,50 | 1,25 | 1,35 |
| 15 | Counterweight | 3,15 t |  | 1,1 | 0,50 | 2,90 | 3,15 |
| 16 | Jib section | 091-2 |  | 12,8 | 1,05 | 1,90 | 2,10 |
| 17 | Jib section | 096-1 |  | 6,28 | 0,90 | 1,67 | 0,60 |
| 18 | Jib section | 092-1 |  | 12,13 | 0,90 | 1,66 | 0,96 |

| Part | | | Overall dimensions, m | | | | | |
|------|---|-------|---|--|-------|---------|------|------|
| | | | l | b | h | Mass, t | | |
| 19 | Jib section | 095-1 |  |  | 5,19 | 0,90 | 0,92 | 0,35 |
| 20 | Jib section | 095-2 |  |  | 5,16 | 0,90 | 0,91 | 0,25 |
| 21 | Jib section | 095-3 |  |  | 5,14 | 0,90 | 0,90 | 0,20 |
| 22 | Jib end section | |  |  | 0,51 | 0,98 | 0,40 | 0,03 |
| 23 | Trolley | |  |  | 1,51 | 1,18 | 0,66 | 0,14 |
| 24 | Hook block | |  |  | 1,2 | 0,28 | 0,84 | 0,16 |
| 25 | Cross frame FK34 leg without foundation blocks | |  |  | 5,21 | 0,53 | 0,81 | 1,36 |
| | | |  |  | 2,57 | 0,46 | 0,81 | 0,70 |
| 26 | Cross frame FK34 leg with foundation blocks | |  |  | 7,21 | 0,60 | 1,41 | 5,56 |
| | | |  |  | 3,57 | 0,60 | 0,41 | 2,80 |
| 27 | Cross frame FK38 leg without foundation blocks | |  |  | 5,78 | 0,54 | 1,02 | 1,81 |
| | | |  |  | 2,85 | 0,46 | 1,02 | 0,92 |
| 28 | Cross frame FK38 leg with foundation blocks | |  |  | 7,78 | 0,60 | 1,62 | 6,01 |
| | | |  |  | 3,86 | 0,60 | 1,62 | 3,02 |
| 29 | Cross frame FK46 leg without foundation blocks | |  |  | 6,69 | 0,54 | 1,01 | 2,19 |
| | | |  |  | 3,31 | 0,46 | 1,01 | 1,10 |
| 30 | Cross frame FK46 leg with foundation blocks | |  |  | 8,91 | 0,60 | 1,61 | 6,39 |
| | | |  |  | 4,31 | 0,60 | 1,61 | 3,20 |
| 31 | Foundation block | |  |  | 2,40 | 0,60 | 0,60 | 2,10 |
| 32 | Central ballast | |  |  | 3,50 | 0,52 | 1,50 | 5,00 |
| | | |  |  | 4,00 | 0,42 | 1,29 | 5,00 |
| 33 | Climbing cage | |  |  | 11,10 | 2,34 | 2,40 | 5,40 |



BCT
BALTIC CRANES TECHNOLOGIES

UAB „BCT“ | Metalo str. 9, Vilnius LT-02190, Lithuania | Tel. +370 5 239 5656 | Fax: +370 5 239 5657 | E-mail: info@bct.lt
www.bct.lt